
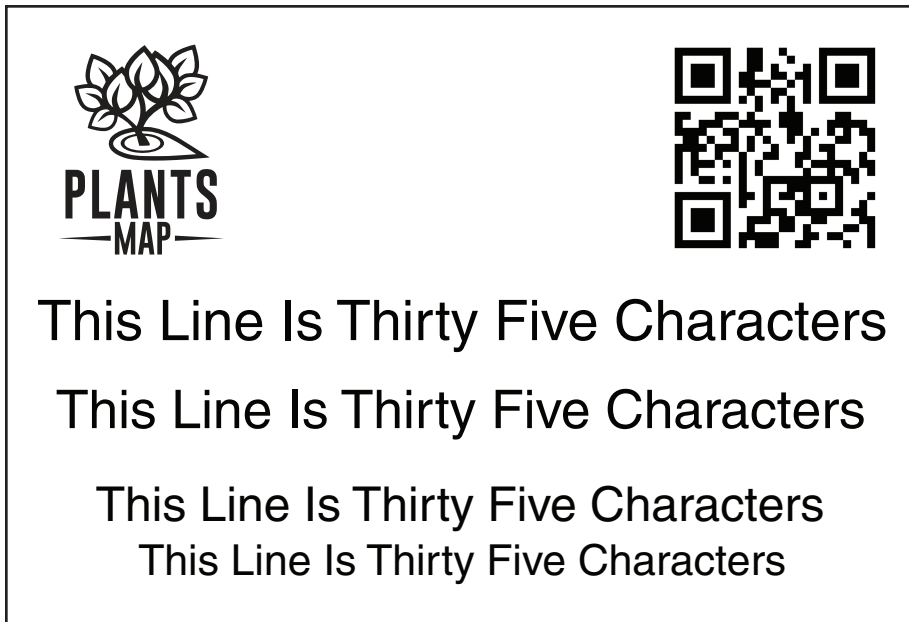



## How many characters can fit on a Plants Map Sign and Tag?

We recommend using 35 characters per line as a starting point. Once an order is placed and before we print the tags and signs, we will send out a proof for review and approval. If the text you'd like to have printed is too long, we can edit that with you during proofing.

Set the scaling to 100% in your printer preview window and then print this in landscape mode to view the signs and tags at their exact size.



Plants Map Signs are 4.75 inches wide by 3.35 inches tall.



To request a free custom sample tag for one of your plants, visit:

<http://info.plantsmap.com/tags>

Plants Map Tags are 3.28 inches wide by 1.78 inches tall.